

Name _____

My Homework

Lesson 4

Make Numbers
16 to 19

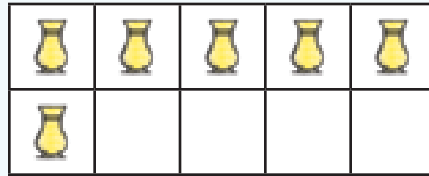
Homework Helper

eHelp



Need help? connectED.mcgraw-hill.com

1



16



10

and

6

more

2



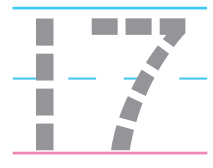


and

more



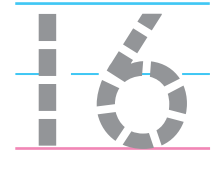


Directions: 1–2. Count 10. Color the objects red to show 10. Write the number. Count how many more. Color the other objects yellow to show how many. Write the number. Trace the number made.

3





and more

4



and more

5



and more



Directions: 3–5. Count 10. Color the objects red to show 10. Write the number. Count how many more. Color the other objects yellow to show how many. Write the number. Trace the number made.

Math at Home Choose a number from 16 to 19. Guide your child to use objects to show the number as a group of 10 and a group of some more. Write the numbers.