

Name _____

My Homework

Lesson 2

Take Apart
Numbers 11 to 15

Homework Helper

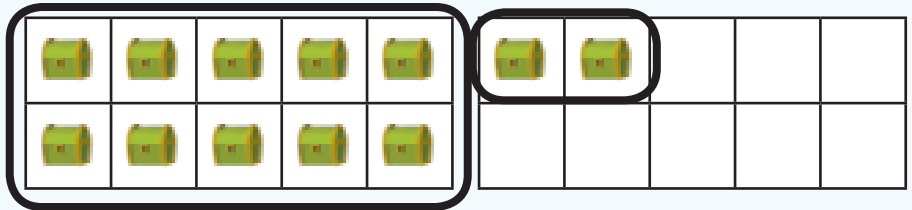
eHelp



Need help? connectED.mcgraw-hill.com

1

12



10

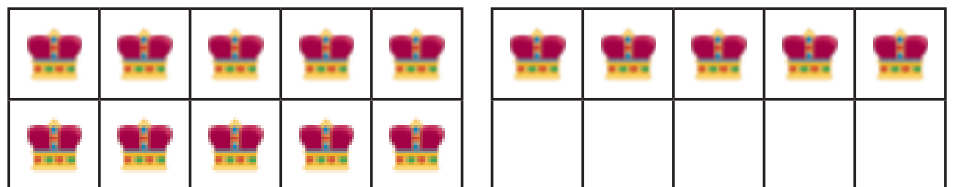
and

2

more

2

15



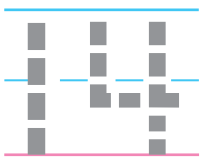
and

more



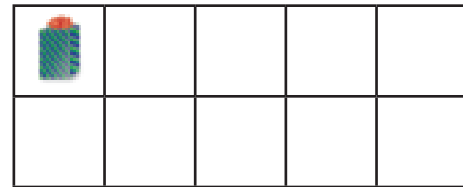

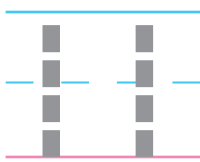
Directions: 1–2. Say the number. Trace it. Circle the group of objects that show 10. Write the number. Circle the group that shows some more. Write the number.

3



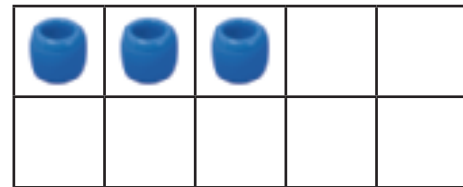
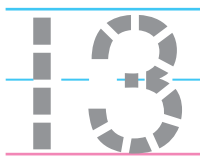
and more

4



and more

5



and more



Directions: 3–5. Say the number. Trace it. Circle the group of objects that show 10. Write the number. Circle the group that shows some more. Write the number.

Math at Home Show your child 11 pennies. Have your child use the pennies to show a group of 10 and some more. Repeat using 12, 13, 14, and 15 pennies.