


Name \_\_\_\_\_

# My Homework

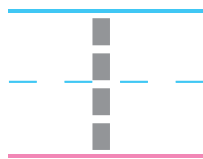
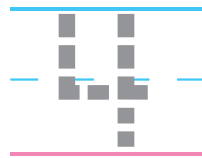
Lesson 5

**Problem Solving:  
Act It Out**

## How do you make the number?



## Act It Out




and



**Directions:** Look at the crayons. Use crayons to show them. Count the crayons. Say how many. Trace the number on the top line. Trace the numbers that show a way to make that number.

# How do you make the number?



## Act It Out

\_\_\_\_\_

-----

\_\_\_\_\_

\_\_\_\_\_ and \_\_\_\_\_

-----

-----

-----



**Directions:** Look at the crayons. Use crayons to show them. Count the crayons. Say how many. Write the number on the top line. Write the numbers that show how many red crayons and how many blue crayons as a way to make that number.

**Math at Home** Take advantage of problem-solving opportunities during daily routines such as cooking. Use teaspoons and tablespoons to show ways to make a number.